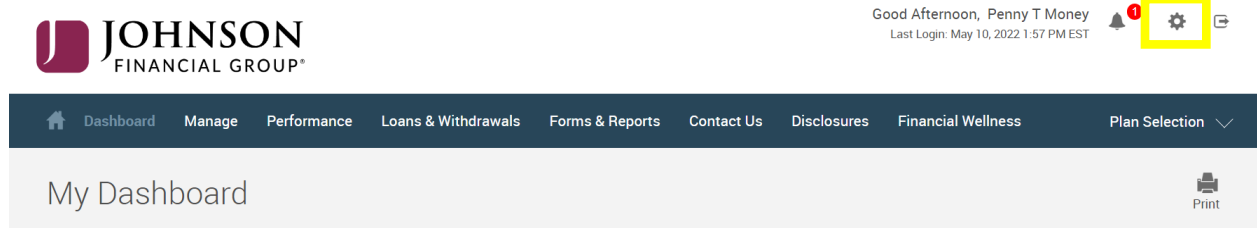


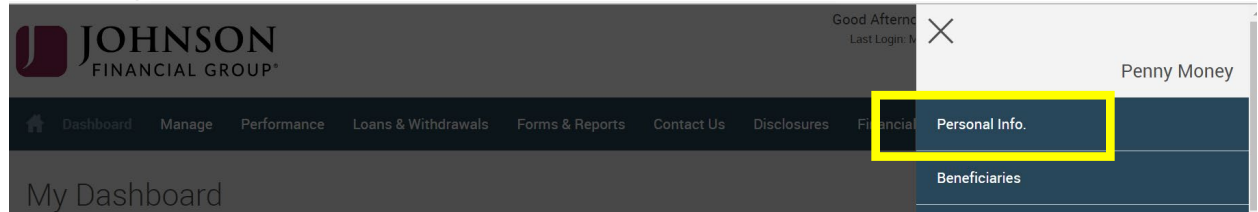
How to Update Your Personal Information (online)

Log-in to your account at <https://participant.johnsonfinancialgroup.com>

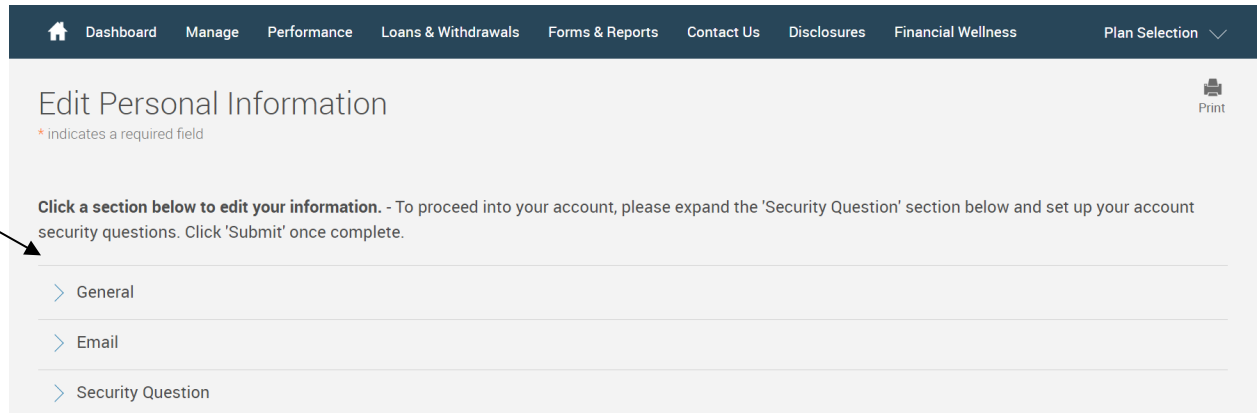
From the Dashboard Summary > Select Settings Gear Icon in Top Right Corner




From Drop Down Menu > Select Personal Info



Edit Personal Information > Click **Each** Arrow to Verify/Update Demographic Information > Click Submit



You will receive a **GREEN** Confirmation Code



All changes require an overnight cycle to appear online and will be processed as soon as administratively feasible in accordance with your plan provisions.
Read Summary Plan Description (located in Forms) for more information

Please contact the Participant Support Center at 1.888.755.3039 with any questions